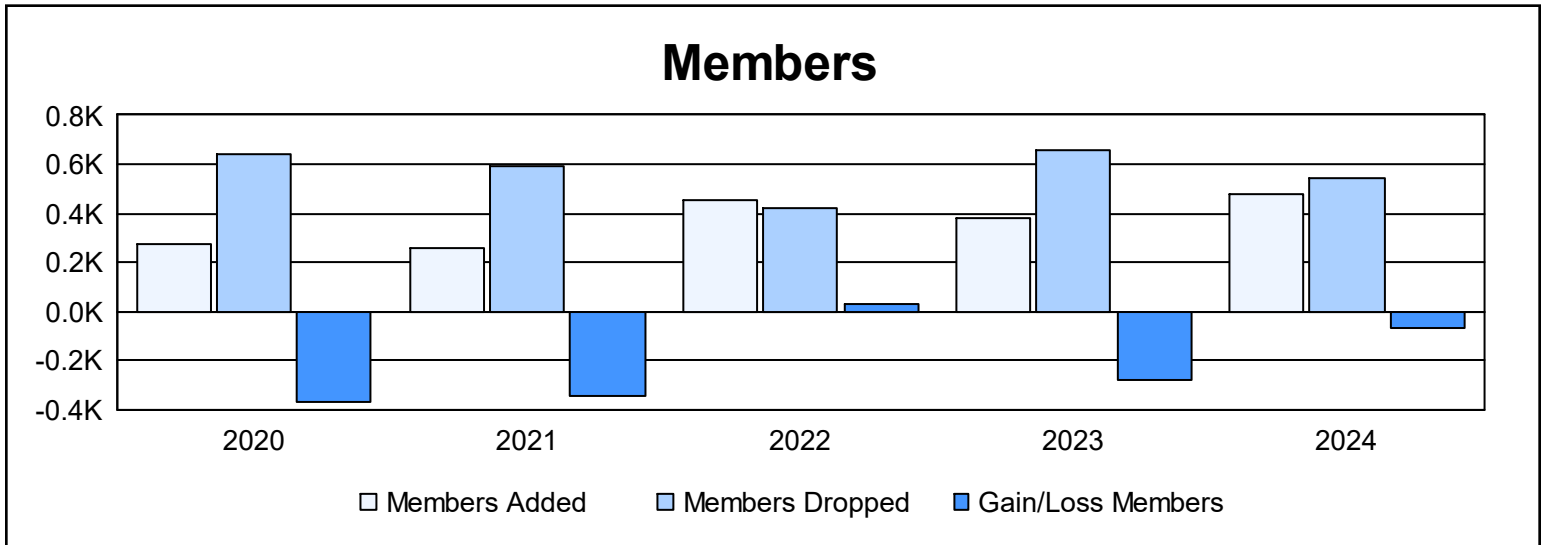
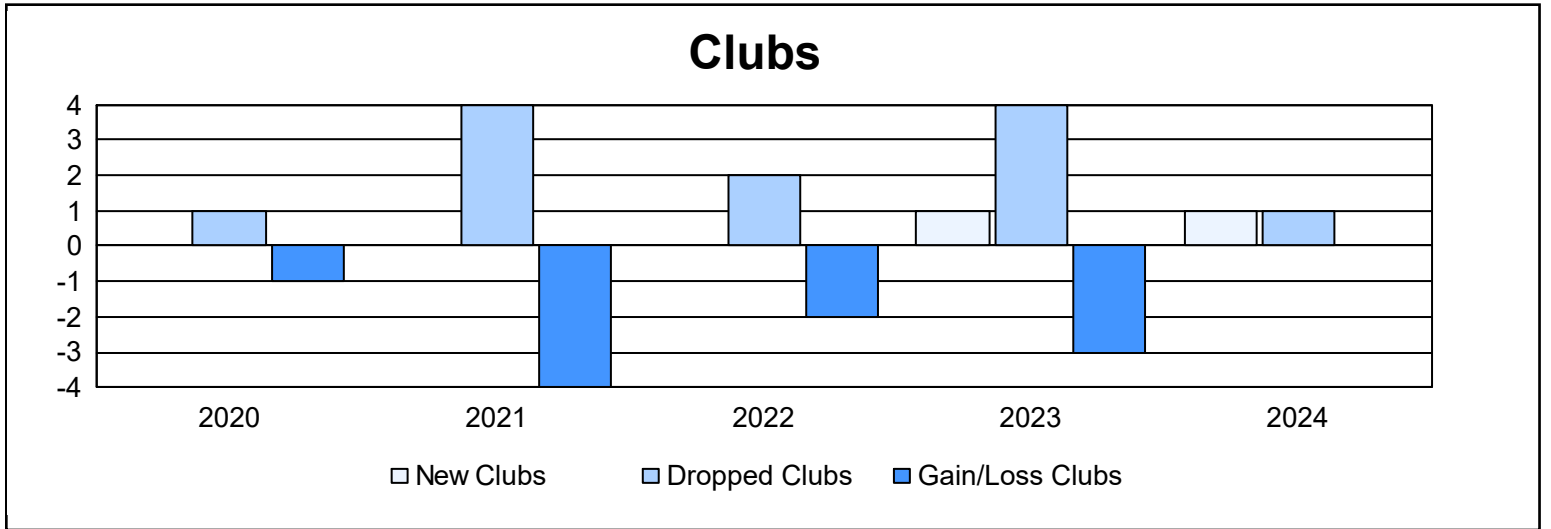
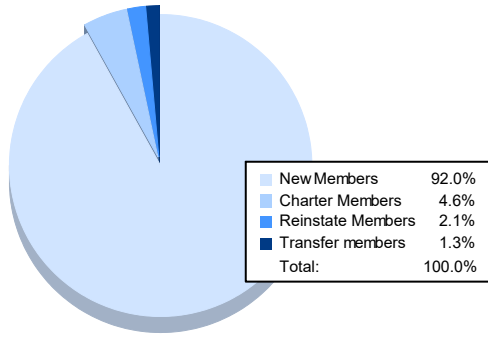


Year	New Clubs	Dropped Clubs	Gain/ Loss Clubs	New Members	Charter Members	Reinstate Members	Transfer Members	Total Member Added	Total Members Dropped	Gain/ Loss Members
2019-2020	0	1	-1	252	0	11	13	276	642	-366
2020-2021	0	4	-4	241	1	6	7	255	596	-341
2021-2022	0	2	-2	432	4	3	18	457	425	32
2022-2023	1	4	-3	321	41	6	14	382	659	-277
2023-2024	1	1	0	439	22	10	6	477	547	-70
<b>Average</b>	<b>0</b>	<b>2</b>	<b>-2</b>	<b>337</b>	<b>14</b>	<b>7</b>	<b>12</b>	<b>369</b>	<b>574</b>	<b>-204</b>



### Membership Composition June 2024 Cumulative



### Gender Composition June 2024 Cumulative

